

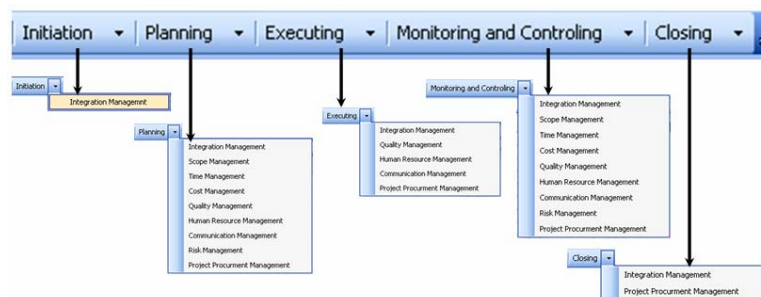
# ePMBOK

## What is a methodology?

Using project methodologies is a business strategy allowing companies to maximize the project's value to the organization. The methodologies must evolve and be "tweaked" to accommodate a company's changing focus or direction. It is almost a mind-set, a way that reshapes entire organizational processes: sales and marketing, product design, planning, deployment, recruitment, finance, and operations and support. It presents a radical cultural shift for many organizations. As industries and companies change, so must their methodologies. If not, they're losing the point. When organization is starting new in implementing project management, it would take considerable time to build up a project management methodology, **EPM** decided to help organization not to re-invent the wheel by providing out-of-the-box methodology based on the most acceptable project management standard PMI famous standard PMBoK "Project Management Body of Knowledge". Organization can use it as it is or they can modify it in the way they like.

## What is our approach in designing the ePMBOK methodology?

One single environment for project management, it has been designed completely inside Microsoft Project application using Microsoft Project Guide technology. It appears as a normal toolbar. Inside Microsoft Project you will find the project plan, the process manual and the process deliverable(s).

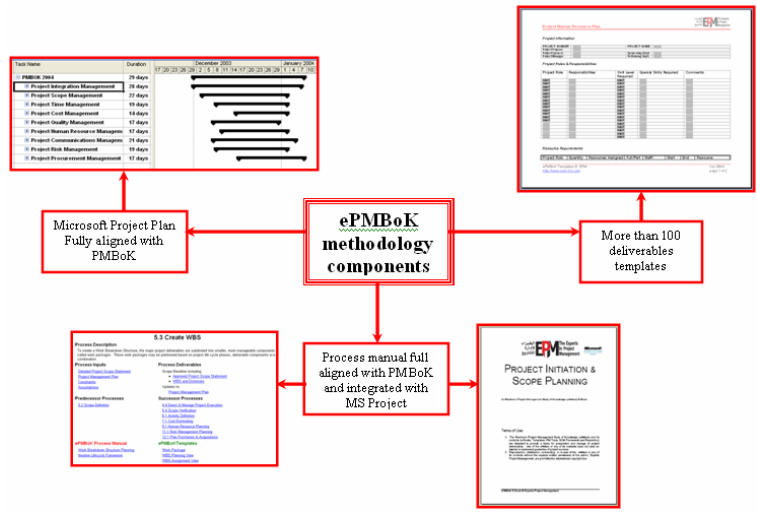


It is organized by process group starting from Initiation and ending by Closing.

## What are the components on ePMBOK methodology?

ePMBOK consists of three main components:

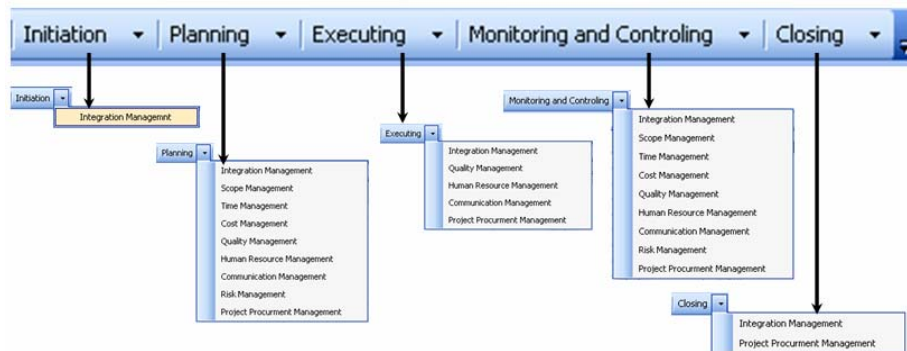
1. Microsoft Project Plan:
2. Process Manual:
3. Process Deliverables:



## How ePMBoK methodology is working?

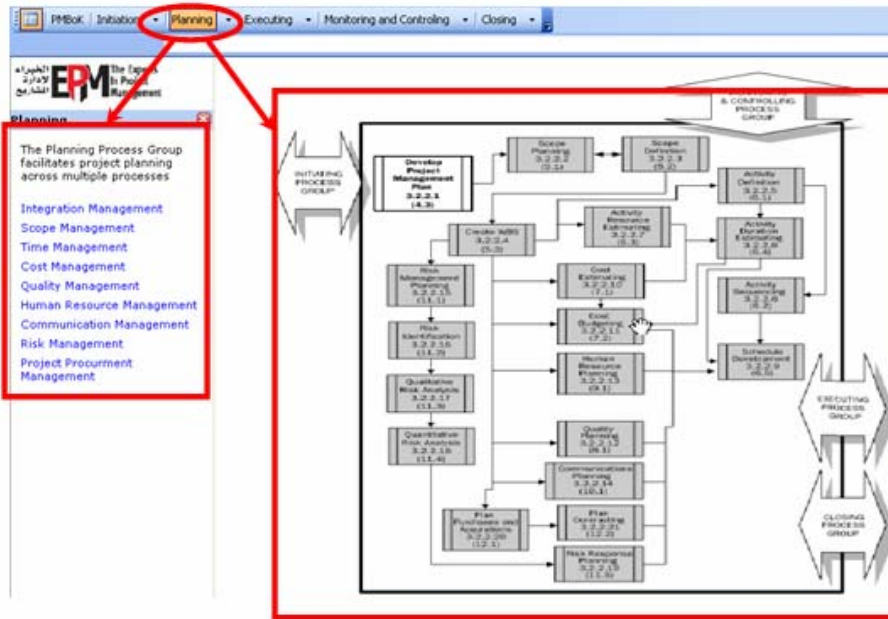
### Step 1: Select the project phase you would like to work on:

The PMI PMBoK is fully converted to an easy to use toolbar in Microsoft Project, once you click on any process group you see a drop down menu by the available knowledge areas belong to the process group.



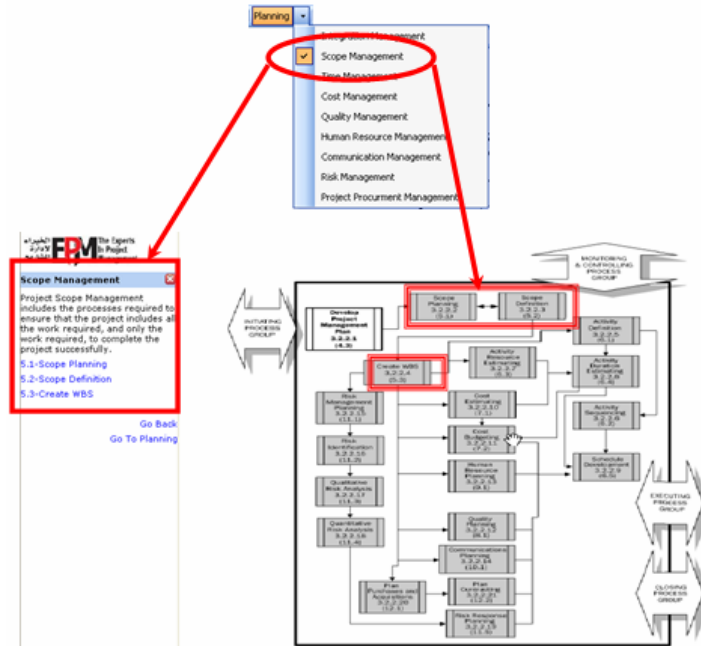
### Step 2: Select the project phase you would like to work on:

If you would like to work on a particular project phases "process group", just click the required phase, then automatically on the left pane if the screen you will see the complete list of activities group "Knowledge Areas" belong to this phase, and to explore the full dependency of the various process in this phase.



### Step 3: Select the project phase you would like to work on:

After you select a particular knowledge area, then select the desired process.



Once you click on a process, you will see immediately on the right pane a process brief description

**Scope Management**

Project Scope Management includes the processes required to ensure that the project includes all the work required, and only the work required, to complete the project successfully.

- 5.1- Scope Planning
- 5.2- Scope Definition
- 5.3- Create WBS

Go Back  
Go To Planning

### 5.1 Scope Planning

**Process Description**  
During Scope Planning, the Scope Management Plan is prepared. The Scope Management Plan documents how the project scope will be defined, verified and controlled and how the WBS will be created and defined.

**Process Inputs**

- [Project Charter](#)
- [Constraints](#)
- [Assumptions](#)
- [Preliminary Project Scope Statement](#)

Organizational Process Assets

- Organizational Policies & Procedures
- [Lessons Learned](#)

Environmental & Organization Factors

[Project Management Plan](#)

**Predecessor Processes**

- [4.3 Develop Project Management Plan](#)

**ePMBOK Process Manual**

- [Project Initiation & Scope Planning](#)

**Process Deliverables**

- [Scope Management Plan](#)

**Successor Processes**

- [5.2 Scope Definition](#)

**ePMBOK Templates**

- [Scope Management Plan](#)

Copyright © Experts Project Management

Page 4 of 6

### Step 4: Review process brief description:

Read the process brief description to understand how to work with the process.



### Step 5: Review process full description:

If the process brief description is not sufficient to help you work on the process you may read the detailed process manual, by clicking on ePMBOK Process Manual, then and with the Microsoft Project Environment a small PDF file will open, and you can navigate through.

